

# Mini Backpack Pattern

- Please print in A4.
- Cut out along the black lines.
- Where there is a red dotted line, please join with another piece.

**A (copy)**



A part a

Mini Backpack Pattern

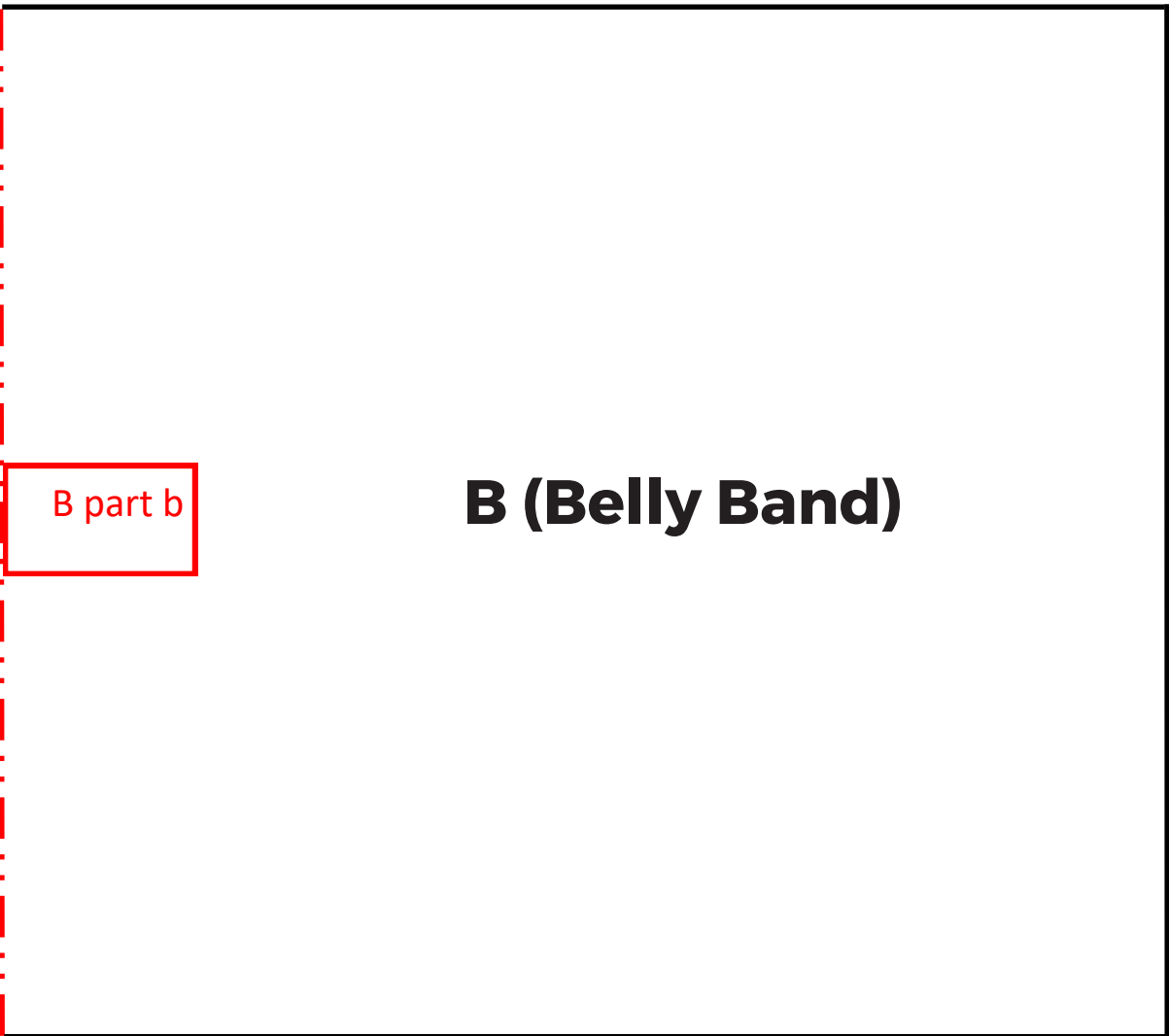

**A (Zip Band)**

*All same fabric version: cut 4 x fabric*

*Coloured lining version: cut 2 x same fabric & 2 x lining*



A part a



## Mini Backpack Pattern

### **B (Belly Band)**

*All same fabric version: cut 2 x fabric*  
*Coloured lining version: cut 1 x fabric &*  
*1 x lining*



B part a



C part a

Mini Backpack Pattern

**C (Front & Back)**

*All same fabric version:*

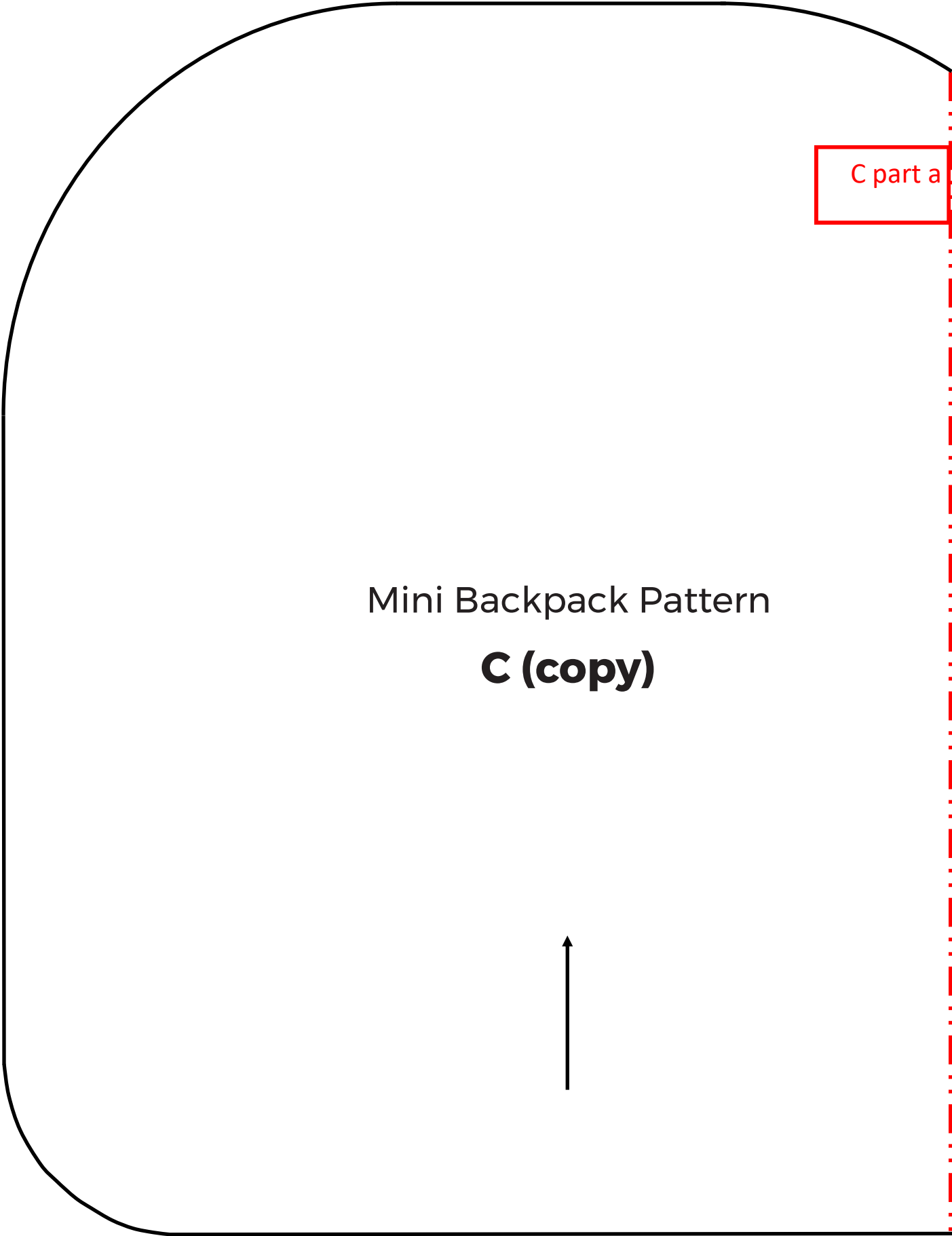
Cut: 4 x fabric

*Coloured lining version:*

Cut: 2 x fabric

2 x lining



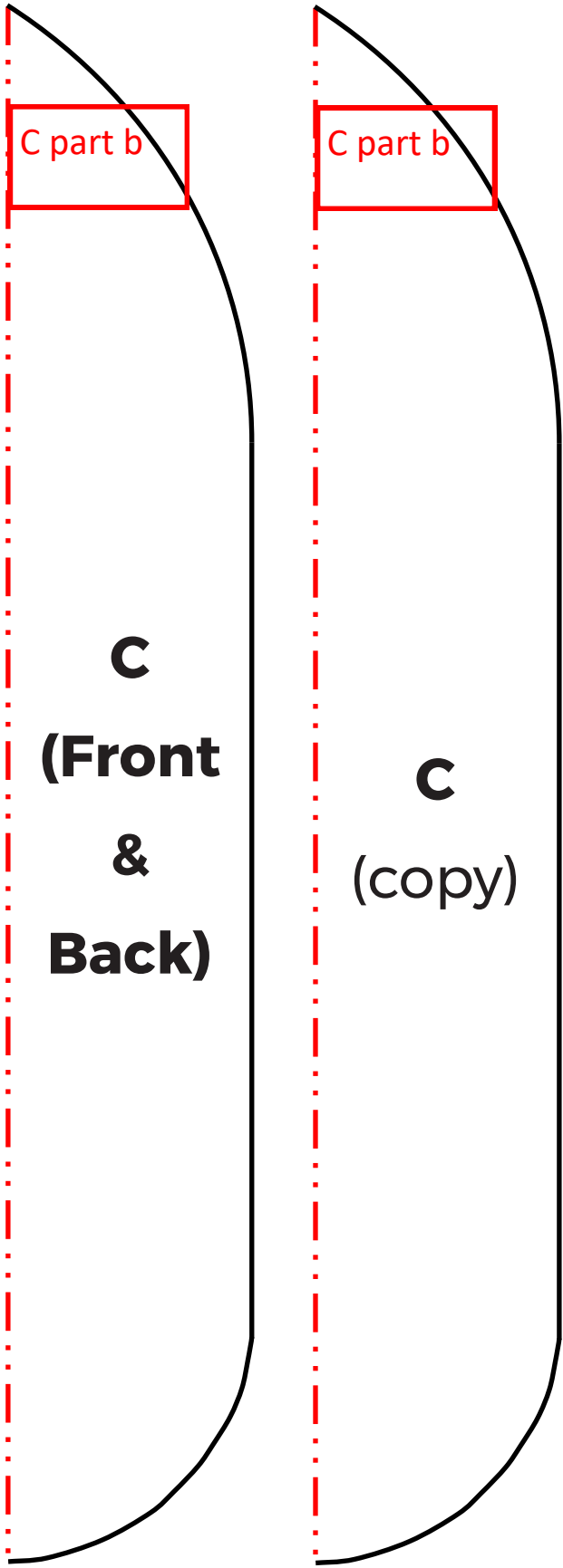


C part a

Mini Backpack Pattern

**C (copy)**





Mini Backpack Pattern

## **D (Pocket- Bottom)**

*All same fabric version: cut 2 x fabric*

*Coloured lining version: cut 1 x fabric & 1 x lining*



Mini Backpack Pattern

## **E (Pocket- Top)**

*All same fabric version: cut 2 x fabric*

*Coloured lining version: cut 1 x fabric & 1 x lining*



Mini Backpack Pattern

## **F (Handle)**

Cut: 1 x fabric





**(Strap) G**

G part b


Mini Backpack Pattern

**G (Strap)**

Cut: 2 x fabric



G part a



Mini Backpack Pattern

**H**

**(Strap Adjuster)**

Cut: 2 x fabric

